

# HOW TO CHOOSE YOUR FLOOR

*There are various aspects to consider when choosing a floor. We have defined the four steps below to help you choose which floor suits you best.*

1

## CHOICE OF STYLE

Most of us do not really fit only one style. But looking through the four styles we have defined in our catalogue, you might find you are more prone towards one style than the others. To help you find your flooring, we recommend that you consider which style you are striving to achieve. Which style makes you feel the most comfortable and at home?

**PURE NORDIC**



**MODERN RUSTIC**



**URBAN CONTRAST**



**CLASSIC ELEGANCE**



2

## CHOICE OF COLOUR

Each type of wood has a distinctively characteristic colour. The BOEN product range contains a large choice of colours to suit a diverse range of furnishing styles. Our products are available in a comprehensive choice of shades ranging from light to dark.





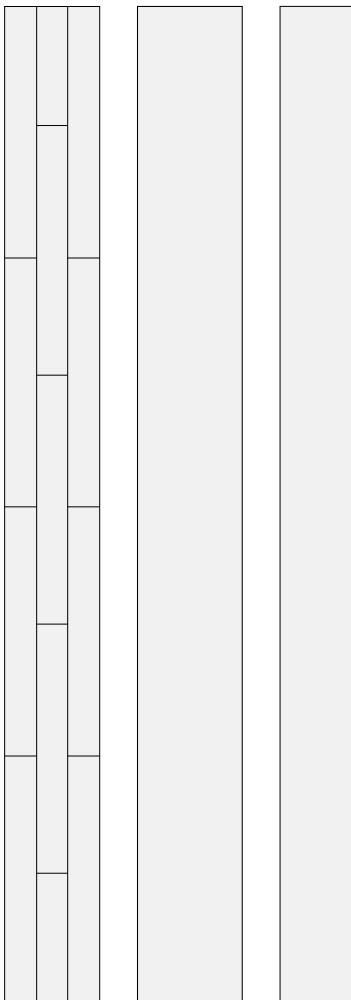
## FIND THE FLOOR OF YOUR DREAMS

You can experience the impression created by your chosen floor in our digital showroom on [www.boen.com/floorstudio](http://www.boen.com/floorstudio)

### 3

## CHOICE OF FORMAT

The impression created by large rooms is further enhanced by the use of large planks. Or you can choose classic 3-strip boards that enhance the natural variety of colour for each type of wood.



### 4

## CHOICE OF SURFACES

Oil-treated floors emphasise the character of the wood and give the hardwood flooring a very natural feel. Lacquered surfaces are easier to care for. You can choose a glossy lacquer or matt lacquer depending on your wishes.



Protect Ultra Lacquered

Matt Lacquered

NaturalPlus Oiled

STEP

1

# CHOICE OF STYLE

*To find your flooring, the first step is to consider which style appeals to you the most. If you find yourself being a mix of multiple styles, ask yourself: which style do I find myself striving to achieve? Which style makes me feel the most comfortable and at home?*


## PURE NORDIC

---




## MODERN RUSTIC

---




## URBAN CONTRAST

---



## CLASSIC ELEGANCE

---



STEP

2

# CHOICE OF COLOUR

Visit [boen.com](http://boen.com) to see our full range of products available

## PURE NORDIC *For the touch of beautiful lightness choose the Nordic look.*



Oak Concerto White  
3-Strip



Oak Pearl  
Castle Plank  
with Micro Bevel



Oak Andante  
Plank  
Square Edge



## MODERN RUSTIC *Look at the rough surface and warm colours suitable for the Rustic style.*




Oak Pearl  
Castle Plank  
with Micro Bevel




Oak Finale  
3-Strip



Oak Andante  
Plank  
Square Edge



Oak Alamo  
Castle Plank  
with Micro Bevel



Oak Animoso  
Plank  
with Micro Bevel



Oak Animoso  
Castle Plank  
with Micro Bevel




Oak Animoso  
Castle Plank Brushed  
with Micro Bevel



Oak Barrel  
Castle Plank Brushed  
with Micro Bevel



## URBAN CONTRAST *Vibrant colours and cool expressions characterise the style of Urban Contrast.*



Oak Moon  
Plank Brushed  
with Micro Bevel



Oak Lava  
Plank Brushed  
with Micro Bevel




Walnut Andante  
3-Strip



## CLASSIC ELEGANCE *Enjoy the look of sophisticated and stylish floors that are classically elegant.*



Oak Andante  
Plank  
Square Edge



Oak Animoso  
Plank  
with Micro Bevel  
Oak Animoso  
Castle Plank  
with Micro Bevel



Oak Animoso  
Castle Plank Brushed  
with Micro Bevel



Oak Barrel  
Castle Plank Brushed  
with Micro Bevel



Walnut Andante  
3-Strip





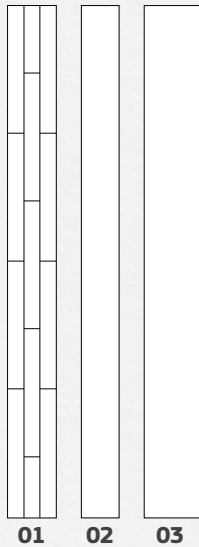
STEP

3

# CHOICE OF FORMAT

## OUR FORMATS

- 01 3-STRIP 14 X 209 X 2200MM
- 02 PLANK 14 X 138 X 2200MM
- 03 PLANK CASTLE 14 X 209 X 2200MM



## 01 3-STRIP

**Dimensions:**  
14 x 209 x 2200 mm

**BOEN X-press**

**Fields of application:** The classic among the parquet floorings. For a lively and diverse appearance. Appropriate for lots of room types.

**Types of installation:** Quick and easy floating installation without glue.

**Floor heating systems:** Suitable.

**Performance classification\*:** 1-2

**Fire protection classification:** Dfl-s1



Top layer: approx. 3.5 mm



## 02 PLANK

**Dimensions:**  
14 x 138 x 2200 mm

**BOEN X-press**

**Fields of application:** Our classic plank boards of optimum width and length ratios for an attractive look of the room over the whole surface. Optionally with bevel.

**Types of installation:** Rapid and easy floating installation completely without glue or gluing to the sub-floor.

**Floor heating systems:** Suitable to very suitable.

**Performance classification\*:** 1-2

**Fire protection classification:** Dfl-s1



Top layer: approx. 3.5 mm



## 03 PLANK CASTLE

**Dimensions:**  
14 x 209 x 2200 mm

**BOEN X-press**

**Fields of application:** Plank boards with an exceptional width for particularly spacious room effects. Micro-bevel on the longitudinal side.

**Types of installation:** Rapid and easy floating installation completely without glue or gluing to the sub-floor.

**Floor heating systems:** Suitable.

**Performance classification\*:** 1-2

**Fire protection classification:** Dfl-s1



Top layer: approx. 3.5 mm

# CHOICE OF SURFACE

*BOEN places considerable emphasis on protecting the environment during all phases of production. Neither lacquer or oil emit gases which are harmful to humans or to the environment. BOEN offers its customers a wide range of surface finishes.*



## OILED FLOORS



### **NaturalPlus – the ultimate ready-to-use natural oil**

NaturalPlus is the innovative new development from BOEN. Deep penetration of the natural oil into the wood is ensured by two-time application of the natural oil on a custom-made production line. The wood pores are saturated, and drying takes place completely naturally in the open air during a process known as the Plus-Air Process. This produces one of the best and most wear-resistant natural oil surfaces on the market.

### **NaturalPlus – breathable and ready-to-use!**

Natural oils such as sunflower, thistle or soya bean oil as well as naturally occurring waxes (carnauba, candelilla) are the components of this precious oil.

### **The benefits of NaturalPlus at a glance:**

- › Ready-to-use – immediate use of the parquet floor after installation!
- › Extremely good protection properties against liquids – superior compared to competitive products!
- › Natural ingredients – no emissions!
- › Improved UV stability!

## LACQUERED FLOORS



### **Protect Ultra**

Very hard-wearing factory-applied 7 layer silk finish considerably reduces the care requirements and increases the durability of the parquet floor. Protect-Ultra is cured by UV light and does not emit any dangerous chemicals or gases.



### **Matt Lacquered**

This 7 layer Protect-Ultra sealing with a very low gloss level makes the surface look “as oiled”. A natural look combined with the advantages of a scratch-resistant finish.

# CLEANING AND CARE

*In order to ensure you enjoy long-lasting pleasure from your hardwood floor, we offer the perfect range of cleaning and care products. Whatever surface finish you have chosen, we have the right product for you.*

The cleaning products are adapted to the various surface treatments. As a general rule lacquered floors should be cleaned with synthetic cleaner (with no grease content) whereas oiled floors should be cleaned with soap (containing grease).

If it is necessary to wipe the floor, use the appropriate cleaning product for the type of flooring. Never pour water onto your parquet

floor as the wood might swell and damage the floor. With regular use a cleaning agent acts as a natural moisturising agent and the floor surface will become more resistant to soiling and the appearance of wear.

More information is available at [boen.com](http://boen.com).



## SKIRTING BOARDS

Skirting boards made from BOEN parquet, solid wood, veneered, traditional German profiled.



## CARE AND MAINTENANCE PRODUCTS

For lacquered and oiled parquet floorings.



## GUARANTEE

All of BOEN's flooring comes with a 20 year guarantee, as standard for all domestic installations.